



vInnovate Technologies



Presents

vAldeMedical

Generative AI in Healthcare

AI-powered insights for better decisions





vInnovate Technologies



Our Technology Partners



Microsoft Azure

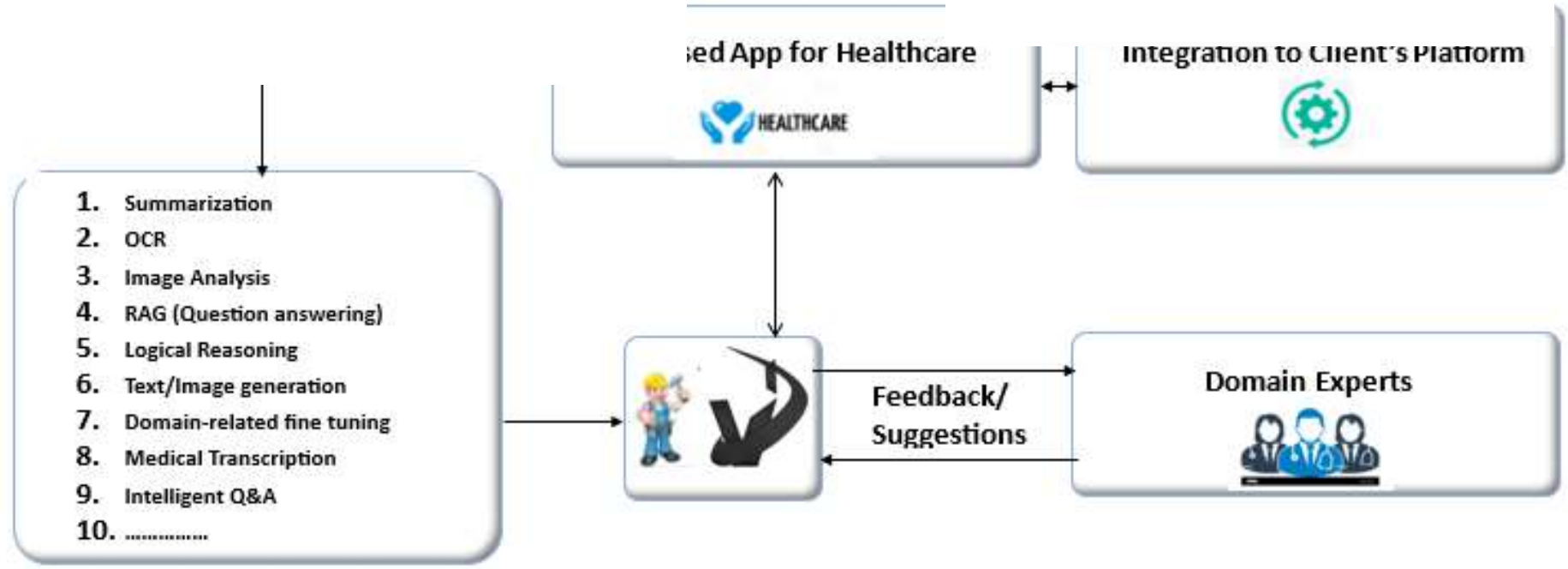




The Power of Generative AI by Google and OpenAI



The Power They Bring to Our Products





vInnovate Technologies

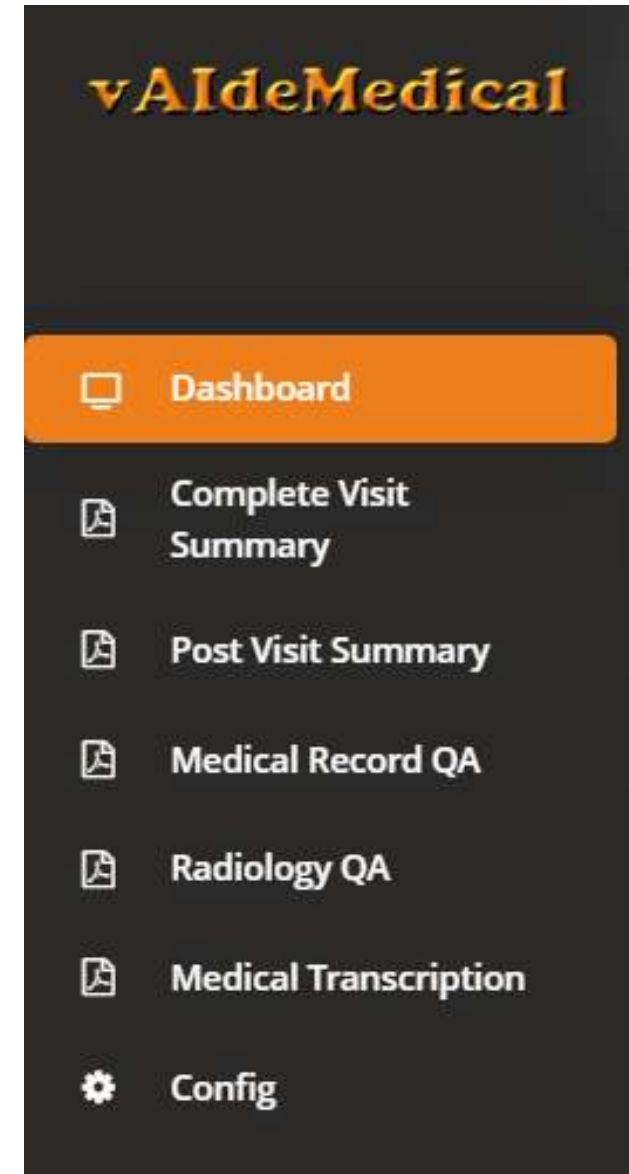
Healthcare:



vAIdMedical

A Functional Overview

A Suite of functions to access the power of Generative AI to extract data from documents, scans, speech records, etc. Then to analyze, summarize, clarify and answer questions about the data to support medical diagnosis and treatment.





Vinnovate Technologies



All Types of Data Sources

Reports, Prescriptions, Charts, Scans, Handwritten Notes, Voice Recordings, Foreign Languages (including Arabic and other scripts) ...

Name: Aswanda Cognia
 Address: West Kumbhoj, Makati City
 Age: 29 Sex: M Date: 12-03-20
 Rx (Yminid) cap#21
 Amoxicillin
 Sig: 1 cap

Date: 08/03/2020 Time In: 3:10 PM Time Out: 4:00
 Patient Name: Brandon Cielnicki Social Security: XXX-XX-4701
 Home Phone: 210-525-7807
 Employer: ABC Home & Commercial Services - San Antonio Industrial Director: Brandy Hall
 Primary Contact: Isabel Fierro Treating Doctor: Danielle Coulter
 Phone: 512-337-8500 ext 1655 Claim Number:
 Services Requested
 Date of Initial Visit: 08/03/2020
 Date of Injury: 07/29/2020
 Last Worked: 08/01/2020
 Description of Injury:
 Patient states that he over extended his right arm while pulling himself into tight spot and pain in his right shoulder.
 Previous Treatment/Emergency room visit for THIS INJURY
 None
 Subjective Complaints (what patient states):
 Patient states that pain on right shoulder that has not improved with over the counter medicine. Shoulder: Patient presents to the clinic for a Right shoulder complaint.
 RIGHT: Decreased range of motion abduction and flexion. Patient reports a pain level of (V) 8. Numbness and tingling is reported for the upper extremities: No. Upper extremity weakness reported: No. Bruising is reported: No.
 Reviewed Family Medical History, Past Medical History, Review of Systems, and Social form and/or the patient.
 Exam/Results:
 Physical: Blood pressure 110/86, Pulse 72, Respiratory rate 16, Height (inches) 74, Wt 217, BSA (m²): 2.28, Age 34.
 General: Alert and oriented to time, place, and person. Yes. Affect normal. Gait normal. Deep tendon reflexes: No. Well nourished: Yes. Well developed: Yes. Well hydrated: Yes.
 Head and Neck: Range of motion normal. Normo-cephalic and non-traumatic: Yes. Exam of of thyroid normal.
 Neuro: Cranial nerves II-VI are intact: Yes. Normal rhinorrhea: Yes.
 Ear, Nose, Throat: Mucosal erythema noted: No. Lymphadenopathy: No. Sinus tenderness: No.
 Heart: Regular rate and rhythm without murmur: Yes.
 Extremities: Extremities edema or varicosities: No.
 Lungs: Clear to auscultation bilaterally: Yes. Use of accessory muscle: No.
 ABD: Benign: Yes. Pulsatile masses: No. Evidence of hernia: No.
 Shoulder:
 RIGHT: Inspection no obvious deformity. Tenderness anterior lateral. Range of motion 50 degrees abduction, 140 degrees flexion. Normal external rotation. Normal internal rotation. Normal extension. Muscle testing weak SITS muscles. Impingement is positive: Yes. Positive sulcus sign: No. Deep tendon reflexes are normal: Yes. Dislocation: No.



Shri Shri Krupa
 Reg No: 0015
 Patient Name: B
 BP 190
 Pulse 56.00
 34.00
 34.00
 120.00
 120.00
 80.00
 80.00

INVOICE

BHARAT ENTERPRISES
 HOUSE OF LUBRICATING OIL AND GREASE

Plot No. 104-106, Sector-F Industrial Area, Govindpura, Bhopal - 462 023

TO	FROM	DATE	AMOUNT
SHRI SHRI KRUPA	SHRI SHRI KRUPA	29.07.2021	2203.40

Particulars: KARTICULARS

QTY	RATE	AMOUNT
2710	2011	110.17
		2203.40

CASH

Patient Name: Bhushan K. Deshpande
 Doctor Round Report
 Reg No: 5421
 Date: 7/31/2022
 Doctor Name: Abhishek Shinde
 Consultant Name: Abhishek Shinde
 Time: 19:52 AM
 Date: 31/7/2022
 Advice: Patient condition is very critical. Advise to head pain increase day by day. BP, Pulse are normal now. High.

Audio player interface showing a waveform and playback controls (play, stop, volume, etc.).



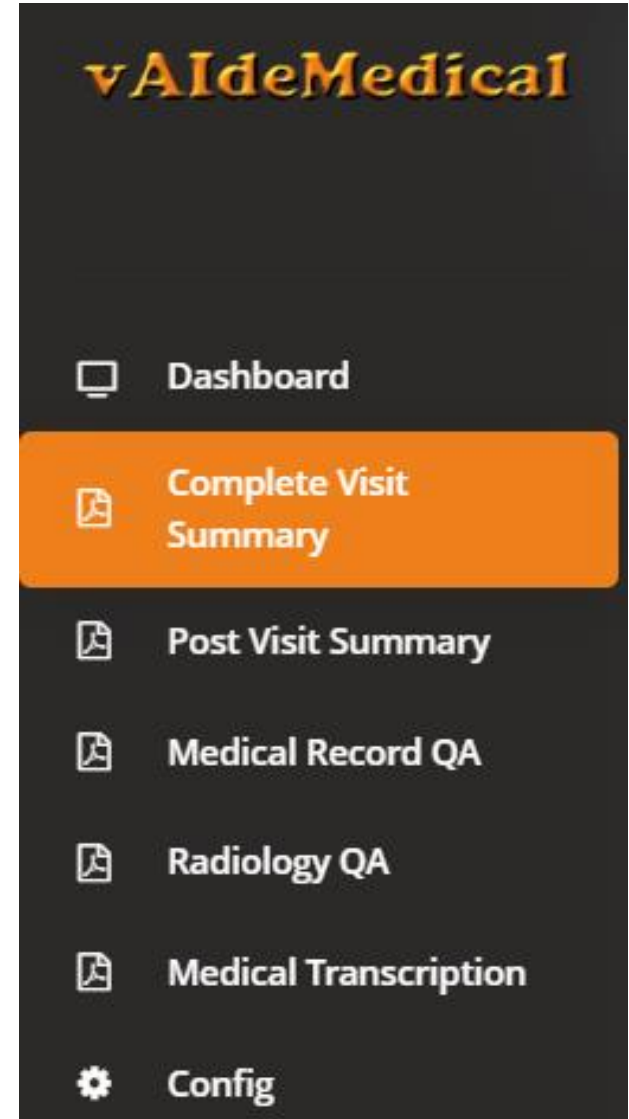
vInnovate Technologies

Healthcare:



vAideMedical Historical Medical Record Analysis and Summary

Taking reports from a patient's long-term medical history, digitizing them, analyzing them, and providing a summary which can be interrogated further using the 'Q&A' option below.





PDF

Download icon | Print icon | More options icon

Form Title: [REDACTED] | Date of Visit: 11 Jan 2018 | Location Type: [REDACTED] | City Name: [REDACTED]

Reason For Visit
[REDACTED] to be reviewed by [REDACTED]

History of Present Illness
No history taken.

Admission
This admission (171 001 020 4 01)

Referral History
History of Chest Pain, Shortness of Breath, Dizziness, Syncope, Hypotension, Nausea, Vomiting, Diarrhea and Headache.

Family History
No relevant family history. Mother: Patient.

Social History
Former smoker (10-20 pack years). No alcohol use. No drug use.

Current Medications
No reported medications recorded.

Allergies
No known allergies.

History Reviewed
History reviewed. Medications and vitals reviewed.

Review of Systems
Respiratory: [REDACTED]
Cardiovascular: [REDACTED]
Gastrointestinal: [REDACTED]
Neurological: [REDACTED]
Musculoskeletal: [REDACTED]
Endocrine: [REDACTED]
Genitourinary: [REDACTED]
Hematology: [REDACTED]
Immunology: [REDACTED]
Infectious: [REDACTED]

Vitals
Vital Signs (Last Available Clinical Examination):
Respiratory: 12/20/18

SpO2	91 (SP4)
Respiratory	12, RRR, SRR
Heart Rate	98, RRR, SRR
Temp	37.5 (T)
BP	110/70 (T)
HR	98 (T)
RR	12 (T)
SpO2	91 (T)

Physical Exam
Consciousness: alert and oriented, normal appearance, well groomed, well hydrated, no cyanosis, no clubbing.
Eyes: no conjunctival injection, no scleral icterus, and no abnormal funduscopied.
HEENT: normal oral cavity, no oral pain, and no dysphagia.
Ausc: normal heart sounds, no murmurs, normal lung sounds, no hyperresonance and no crackles, normal bowel sounds.
Extremities: no edema, no cyanosis, normal capillary refill, and no abnormal findings.
Genitourinary: normal male genitalia, no abnormal findings.
Skin: normal skin, no rashes, no lesions, and no abnormal findings.

page 7 of 13

Form Title: [REDACTED] | Date of Visit: 11 Jan 2018 | Location Type: [REDACTED] | City Name: [REDACTED]

Disclaimer: This document is for informational purposes only and does not constitute a medical diagnosis. It is not intended to be used as a substitute for professional medical advice. It is not intended to be used as a substitute for professional medical advice. It is not intended to be used as a substitute for professional medical advice.

Upload | Reset



vInnovate Technologies

Healthcare:



vAldeMedical


Post Visit Report Analysis & Summary

Taking information from a single patient's medical visit, digitizing it, analyzing it, and providing a summary.


The process looks very similar to the previous Use Case, with the same outcome, but applied to a single appointment report.

vAldeMedical


 Dashboard

 Complete Visit Summary

 Post Visit Summary

 Medical Record QA

 Radiology QA

 Medical Transcription

 Config



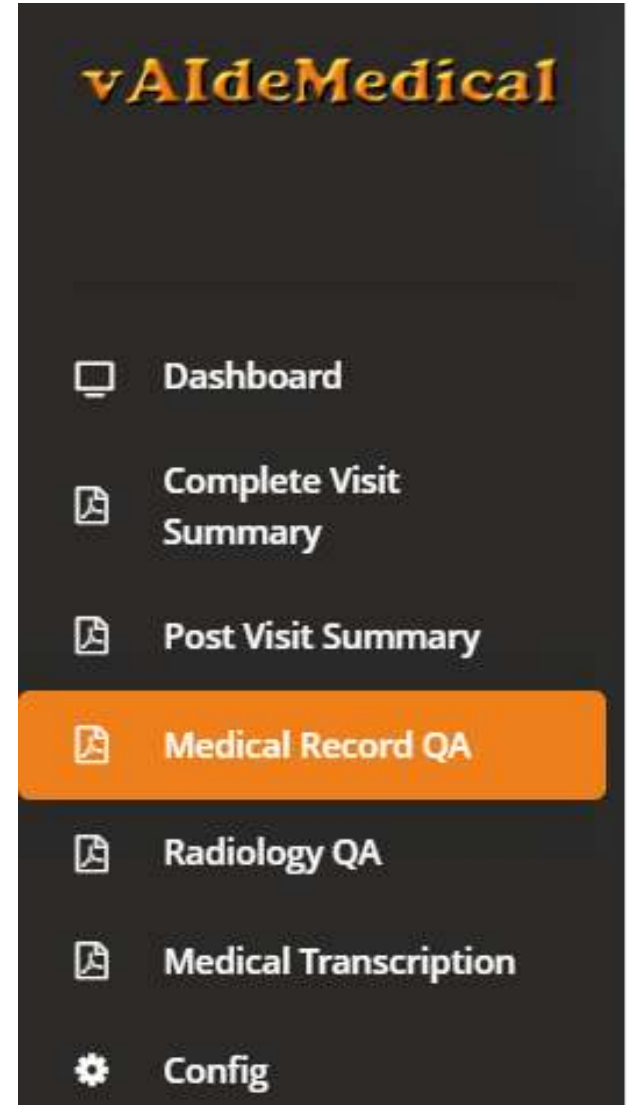
vInnovate Technologies

Healthcare:



vAideMedical Medical Record Question & Answer

Allowing free-form text enquiries of a record, however long and complex, to obtain clarity and receive professional analyses.





PDF

1 / 6 | - + ↺

↓ 🖨️ ⋮

SYNERGY CHIROPRACTIC CLINICS
1250 S. Sheridan Blvd.
Denver, CO, 80232
Ph: 303-937-7119
Fax: 303-568-9330

INITIAL EVALUATION

PATIENT: Lujan, Gloria **DOB:** 1949-01-07
EXAMINATION DATE: 2020-03-02
DATE OF INJURY: 2019-11-28
Examining Doctor: Gregory Karraker, DC

HISTORY OF ACCIDENT:
The patient was a restrained driver of her moving automobile. She stated, "I was heading SB on Parmer St, going through an intersection. The GMC truck was EB on W. Florida Ave. The vehicle slid through the red light and T-boned the passenger side of my vehicle pushing me close to a pole." There were no secondary collisions. There was no airbag deployment. The patient stated that they did brace for impact as she saw the collision about to happen. There was no loss of consciousness. She stated that she was thrown from side to side and hit her head on the window and door. The patient reported being physically shaken for about a week after the collision.

TESTING/TREATMENT TO DATE:
She stated that she was treated by the paramedics on the scene but declined an ambulance ride to the hospital. The symptoms continued to worsen and she drove herself to Swedish Medical Center for treatment. The patient reports having 2 copies CT scans taken of her neck, back and left shoulder and states that she was told they were negative for fractures. Reports will be requested for review. She has treated with her PCP around three times and has been to Select Physical therapy around five times. She has also been to Kaiser around four times since the collision. She has not been feeling any better and decided to call to schedule an appointment for an evaluation with Synergy.

CHIEF COMPLAINT(s):

1. Headaches
2. Neck pain
3. Upper back pain
4. Mid back pain
5. Lower back pain
6. Left shoulder pain
7. Rib pain
8. Left wrist pain

Sleep - The patient is having trouble sleeping due to the pain from the injuries she

⬅️ Upload 🔄 Reset

What are the patient's and her family's medical histories?

PDF
Chat

1 / 6 | – + 🔄 📄 ⋮

SYNERGY CHIROPRACTIC CLINICS
1250 S. Sheridan Blvd.
Denver, CO, 80232
Ph: 303-927-7119
Fax: 303-568-9331

INITIAL EVALUATION

PATIENT: Lujan, Gloria **DOB:** 1949-01-07
EXAMINATION DATE: 2020-03-02
DATE OF INJURY: 2019-11-28
Examining Doctor: Gregory Karraker, DC

HISTORY OF ACCIDENT:
The patient was a restrained driver of her moving automobile. She stated, "I was heading SB on Parree St, going through an intersection. The GMC truck was EB on W. Florida Ave. The vehicle slid through the red light and T-boned the passenger side of my vehicle pushing me close to a pole." There were no secondary collisions. There was no airbag deployment. The patient stated that they did brace for impact as she saw the collision about to happen. There was no loss of consciousness. She stated that she was thrown from side to side and hit her head on the window and door. The patient reported being physically shaken for about a week after the collision.

TESTING/TREATMENT TO DATE:
She stated that she was treated by the paramedics on the scene but declined an ambulance ride to the hospital. The symptoms continued to worsen and she drove herself to Swedish Medical Center for treatment. The patient reports having 6 copies CT scans taken of her neck, back and left shoulder and states that she was told they were negative for fractures. Reports will be requested for review. She has treated with her PCP around three times and has been to Select Physical therapy around five times. She has also been to Kaiser around four times since the collision. She has not been feeling any better and decided to call to schedule an appointment for an evaluation with Synergy.

CHIEF COMPLAINT(s):

1. Headaches
2. Neck pain
3. Upper back pain
4. Mid back pain
5. Lower back pain
6. Left shoulder pain
7. Rib pain
8. Left wrist pain

Sleep – The patient is having trouble sleeping due to the pain from the injuries she

📄 Upload
🔄 Reset

You

What are the patient's and her family's medical histories?

You

****Patient's Medical History:**** Left knee replacement in 2016 - Right knee replacement in 2012 - Two prior automobile collisions around 15 years ago, no bodily injuries - One prior work related injury in 1982 - Cervical fusion levels C3-C5 - Pain in the left shoulder, upper arm, wrist, and hand - Cervical radiculopathy (pain, numbness, or tingling in the neck and shoulders) - Lumbar radiculopathy (pain, numbness, or tingling in the lower back and legs) - Sprain of the ribs - Strain of the chest musculature - General anxiety reaction - Sleep disorder - High blood pressure ****Patient's Family Medical History:**** Mother: Pancreatic cancer, Diabetes - Father: Heart condition

📄 Export as pdf

What are the patient's and her family's medical histories?

📄 Submit



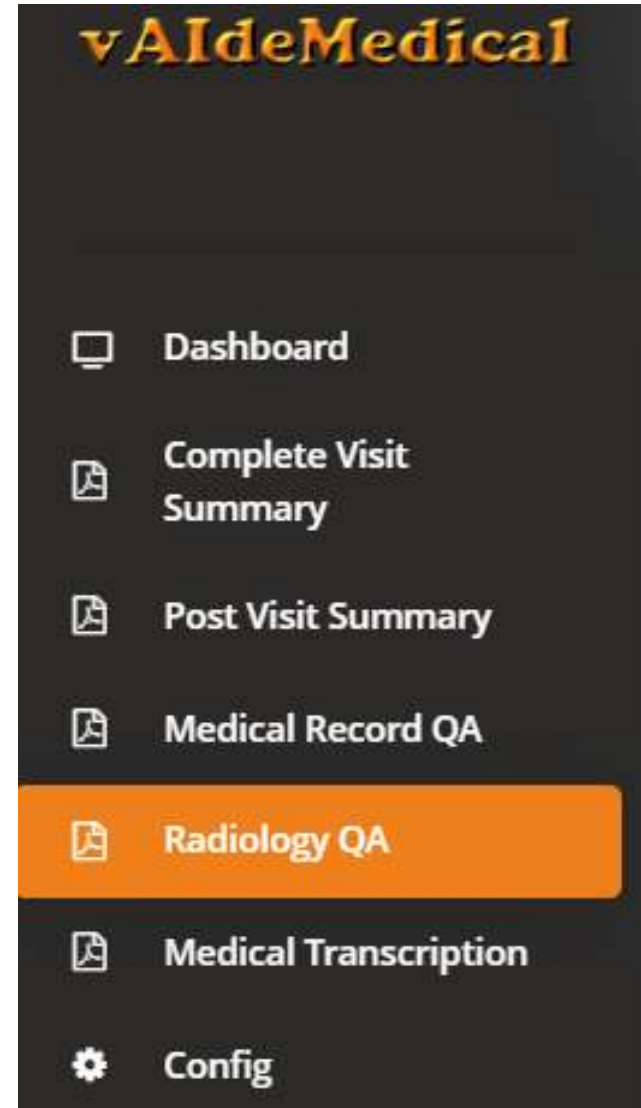
vInnovate Technologies

Healthcare:



vAldeMedical Radiology Analysis

Taking information from X-Rays, CT or MRI Scans and asking for medical analyses, interpretations and recommendations.





image

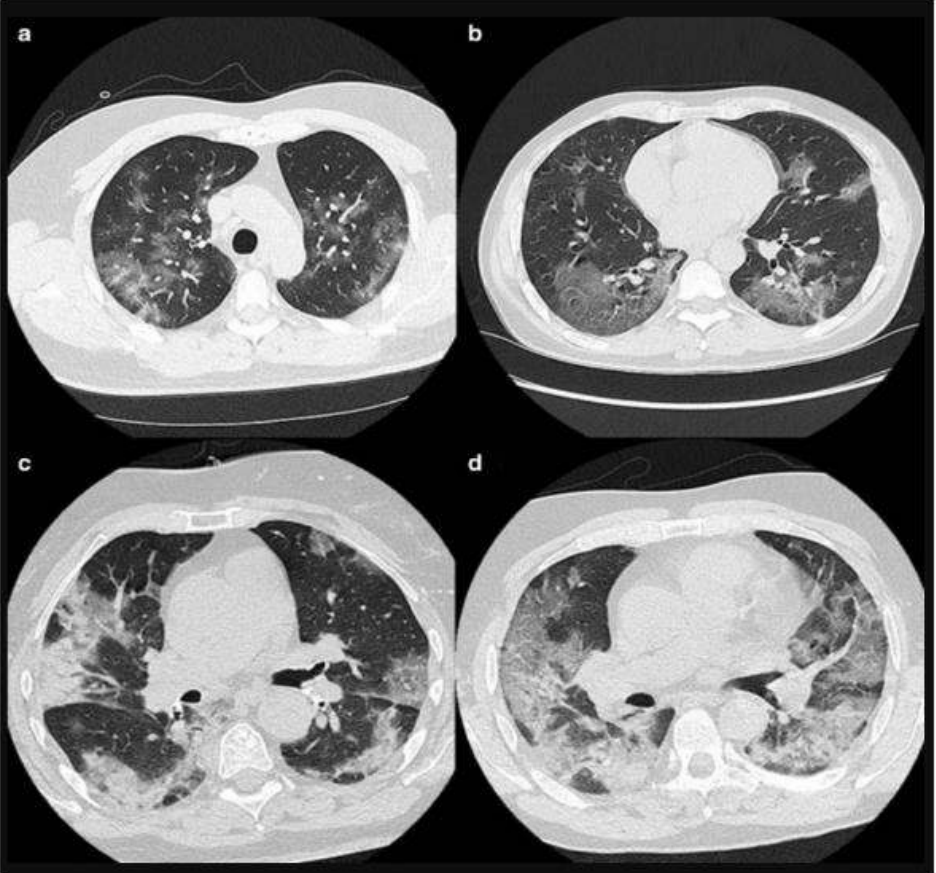
Chat

What do these scans show, and is there any evidence of medical trauma?

Submit



Image



Chat

You: What do these scans show, and is there any evidence of medical trauma?

You: These scans show bilateral ground-glass opacities in the lungs, which is a common finding in patients with COVID-19. There is no evidence of medical trauma.

Export as pdf

Upload Reset

What do these scans show, and is there any evidence of medical trauma?

Submit



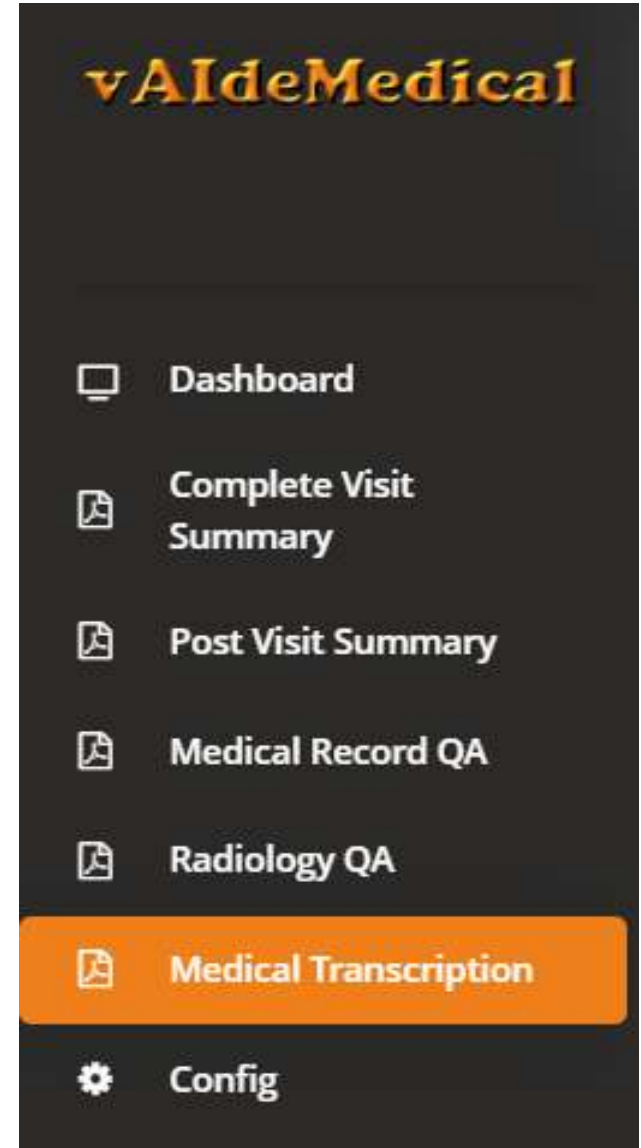
vInnovate Technologies

Healthcare:



vAldeMedical Medical Transcription

Transcribing voice recordings of patient reports, interviews, etc. and converting them to digital text for analysis, summarization and incorporation into composite reports and summaries.






vInnovate Technologies

Medical Transcription

🎵 Audio



0:00 1:01



Status

Audio Processed

Transcribe

Summarize



Vinnovate Technologies

Medical Transcription

Audio ⬇️ ✕

0:00 1:01

1x

⏮️ ⏪ ⏩ ⏭

📶 🎤

The audio player interface includes a waveform visualization at the top, a progress bar below it, and playback controls (play/pause, previous, next, and a refresh/clear icon) at the bottom. The volume is set to 1x. There are also icons for upload and microphone input at the very bottom of the player area.

Status

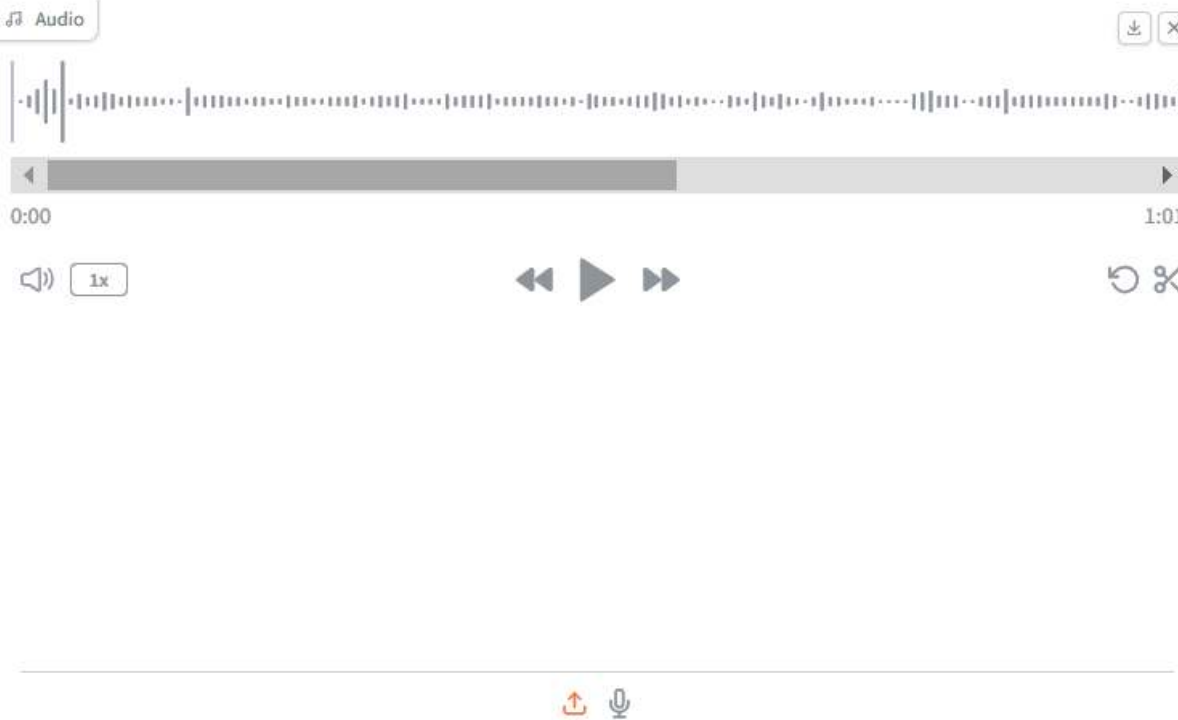
Audio Processed

Transcribe

Summarize

Medical Transcription

Audio



0:00 1:01

1x

Upload and Record icons

Status

Audio Processed

Transcribe

Summarize

Transcription

This is a follow-up note. Subjective. The patient is back today reporting about 50% improvement. Basically, he went from almost completely disabled with this issue to now being very functional. He can still push at i.e. he was at the garden of the gods this weekend. And anytime the giant hybrid extends, he will get some pain on more of the dorthal side. He did have some pain in that situation on the planter side, but that went away over the last week. Physical exam. On exam, ultrasound is used, which show was no effusion noted. There was still some inst longer needed to use the toe straightener and s Assessment marked improvement in planter pl juncture, we are going to give this another two whether or not we need any further treatment.



Medical Transcription

Audio

0:00 1:01

1x

Upload and Record icons

Status

Audio Processed

Transcribe


Summarize

Transcription

This is a follow-up note. Subjective. The patient is back today reporting about 50% improvement. Basically, he went from almost completely disabled with this issue to now being very functional. He can still push at i.e. he was at the garden of the gods this weekend. And anytime the giant hybrid extends, he will get some pain on more of the dorthal side. He did have some pain in that situation on the planter side, but that went away over the last week. Physical exam. On exam, ultrasound is used, which show was no effusion noted. There was still some inst longer needed to use the toe straightener and s Assessment marked improvement in planter pl juncture, we are going to give this another two whether or not we need any further treatment.

Medical Transcription

Audio Download Close



0:00 1:01

Speaker icon 1x Previous Play Next Refresh Scissors

Upload Microphone

Status

Audio Processed

Transcribe

Summarize

Transcription

This is a follow-up note. Subjective. The patient is back today reporting about 50% improvement. Basically, he went from almost completely disabled with this issue to now being very functional. He can still push at i.e. he was at the garden of the gods this weekend. And anytime the giant hybrid extends, he will get some pain on more of the dorthal side. He did have some pain in that situation on the planter side, but that went away over the last week. Physical exam. On exam, ultrasound is used, which shows better organization of the planter side. Sorry, planter plate. There was no effusion noted. There was still some instability, medial collateral. He was no longer needed to, he has no longer needed to use the toe straightener and still has some mild vougas. The joint is completely non-tender today. Assessment marked improvement in planter plate injury and first metatarsal phallangelo osteoarthritis. At this juncture, we are going to give this another two months to see how it fully heals. At that juncture, we will decide whether or not we need any further treatment.

Summary

The patient presented with a planter plate injury and first metatarsal phalangeal osteoarthritis, experiencing significant improvement with about 50% reduction in symptoms. The patient went from being almost completely disabled to now being very functional, able to engage in activities such as hiking. Ultrasound examination showed better organization of the planter plate with no effusion noted. There is still some instability in the medial collateral, but the patient no longer needs to use a toe straightener and only experiences mild pain. The joint is non-tender. The plan is to monitor the patient for another two months to assess full healing before deciding on further treatment.



vInnovate Technologies



Healthcare:

vAldeMedical Benefits



Patient Benefits:

- **Improved care and faster diagnosis:** Generative AI can analyze vast amounts of historical data to identify patterns and trends that might be missed by humans. This can lead to more accurate preventive and predictive diagnoses and personalized treatment plans.
- **Enhanced communication and information access:** Generative AI can be used to create easy-to-understand reports and summaries of a patient's medical history, allowing for better communication between patients and clinicians.
- **Streamlined data collection:** AI can automate tasks such as data entry from medical devices or wearables, reducing the burden on patients and ensuring more complete data capture.



vInnovate Technologies



Healthcare:

vAldeMedical Benefits



Clinical and Hospital Benefits:

- **Increased efficiency and productivity:** Generative AI can automate repetitive tasks such as data collection, cleaning, validation and analysis, freeing up staff time to focus on more critical activities like patient care and better clinical outcomes.
- **Better decision-making:** Generative AI can quickly analyze data to identify potential risks and complications, allowing healthcare professionals to make more informed decisions about patient care.
- **Scalable, to cope with increasing workloads:** Whilst still offering your patients better care and better services due to its advanced technologies.



vInnovate Technologies



Healthcare:

vAldeMedical Benefits



Overall System Benefits:

- **SaaS (Cloud-hosted) as well as on-Premise offerings:** Ensures data confidentiality and security.
- **Customizable & easy to integrate with existing client platforms:** Offering overall efficiency in the management of patient data.
- **Integrated with the latest advanced generative AI technologies:** Including Google MedLM, Open AI, Google Gemini, Google Cloud, and Microsoft Azure AI platform.
- **Cost Effective & Ready for Market:** We are an established technology company providing cutting edge products & solutions in healthcare around the world, under guidance of experts in the field.



vInnovate Technologies



Our Commitment to Compliance

At vInnovate, we understand that navigating the complexities of digital transformation requires a partner who prioritizes compliance and innovation. Solutions are meticulously designed to align with:



Laws & Regulations

Adherence to legal frameworks like GDPR, CCPA, HIPAA, and PCI DSS.



Compliance Requirements

Our team collaborates with industry experts to embed essential measures, allowing you to concentrate on growth.



Best Practices

We implement industry best practices to ensure our solutions are secure, reliable, and scalable.



vInnovate Technologies

Our Commitment to Development & Innovation

At vInnovate, we understand that navigating the complexities of digital transformation requires a partner who prioritizes compliance and innovation. Solutions are meticulously designed to align with:



Cyber Security



On Premise Deployment



Public/Private Cloud Offerings



Data Security with In-Transit and At-Rest Encryption Security



DevOps for Software Engineering



Software/Security Upgrades with Latest Technology & Patches



vInnovate Technologies



Would you like to find out more



+91-8982474162 | +91-9823475566



contact@vinnovatetechnologies.com



www.vinnovatetechnologies.com